

















# Hilado de lana

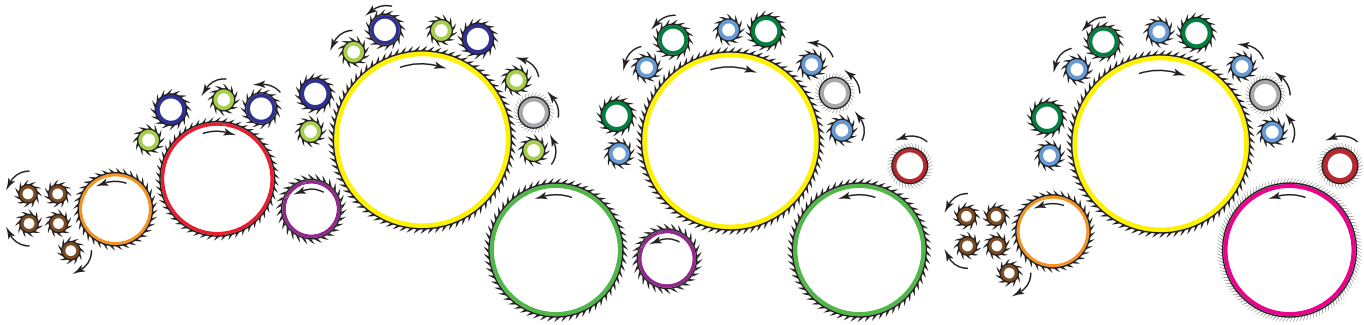
## Guarniciones rígidas



















	<b>Cilindro alimentador</b>	V.D - 6010 --- 8	32 p. x p <sup>2</sup> .		
	<b>Tomador</b>	V.D - 6010 --- 8 V.E - 5010 --- 8	32 p. x p <sup>2</sup> . 40 p. x p <sup>2</sup> .		
	<b>Tambor preabertura</b>	V.D - 6010 --- 8 V.E - 5010 --- 8	32 p. x p <sup>2</sup> . 40 p. x p <sup>2</sup> .		
	<b>Trabajador</b>	V.D - 6030 -- 10 G - 5040 - x1,4	40 p. x p <sup>2</sup> . 127 p. x p <sup>2</sup> .		
	<b>Descargador</b>	V.D - 6010 --- 8 V.F - 5015 -- 14	32 p. x p <sup>2</sup> . 84 p. x p <sup>2</sup> .		
	<b>Cilindro transportador</b>	V.F - 5030 -- 14 V.F - 5030 -- 20	85 p. x p <sup>2</sup> . 127 p. x p <sup>2</sup> .		
	<b>Tambor principal</b>	V.F - 4020 -- 16 J2 - 3215 - x0,9	95 p. x p <sup>2</sup> . 270 p. x p <sup>2</sup> .		

# Hilado de lana

## Guarniciones rígidas



	<b>Trabajador</b>	V.K – 5040 -- 16 K – 4040 – x0,9	161 p. x p². 280 p. x p².		
	<b>Descargador</b>	V.F – 5015 -- 14 J2 – 3520 – x1,2	84 p. x p². 200 p. x p².		
	<b>Volante / Bajo Volante</b>	No. 10 – 30	110–230 p. x p².		
	<b>Peinador</b>	G – 5040 – x1,4 G – 5040 – x1,0	127 p. x p². 178 p. x p².		
	<b>Peinador</b>	No. 20 – 30	360–520 p. x p².		
	<b>Cilindro limpiador</b>	No. 18 – 22	280–400 p. x p².	